

MONTHLY REPORT OF DISBURSEMENTS  
For the month of October, 2016

Department : Other Executive Offices  
Agency : Housing and Urban Development Coordinating Council  
Operating Unit :  
Organization Code (UACS) : 26 013 00 00000  
Funding Source Code(as clustered): 101  
(e.g. Old Fund Code: 101,102, 151)

PARTICULARS	CURRENT YEAR BUDGET					PRIOR YEAR'S BUDGET											SUB-TOTAL	TRUST LIABILITIES				GRAND TOTAL					Remarks
	PS	MOOE	Fin. Exp	CO	TOTAL	PRIOR YEAR'S ACCOUNTS PAYABLE					CURRENT YEAR'S ACCOUNTS PAYABLE					TOTAL		PS	MOOE	CO	TOTAL	PS	MOOE	Fin. Exp	CO	TOTAL	
						PS	MOOE	Fin. Exp	CO	Sub-Total	PS	MOOE	Fin. Exp	CO	Sub-Total												
1	2	3	4	5	6= (2+ 3+4+5)	7	8	9	10	11= (7+ 8+9+10)	12	13	14	15	16= (12+ 13+14+15)	17=(11+16)	18=(6+17)	19	20	21	22=(19 +20+21)	23	24	25	26	27= (23+24+25+26)	28
Notice of Cash Allocation (NCA)																											
MDS Checks Issued	4,061,268.62	3,923,951.79			7,985,220.41					-		19,449.50			19,449.50	19,449.50					4,061,268.62	3,943,401.29	-	-	-	8,004,669.91	
Advice to Debit Account					-					-					-	-					-	-	-	-	-	-	
Working Fund (NCA issued to BTr)					-					-					-	-					-	-	-	-	-	-	
Tax Remittance Advices Issued (TRA)	485,338.05	188,415.05			673,753.10					-					-	-					485,338.05	188,415.05	-	-	-	673,753.10	
Cash Disbursement Ceiling (CDC)					-					-					-	-					-	-	-	-	-	-	
Non-Cash Availment Authority (NCAA)					-					-					-	-					-	-	-	-	-	-	
Others (CDT, BTr Docs Stamp, etc.)					-					-					-	-					-	-	-	-	-	-	
TOTAL	4,546,606.67	4,112,366.84	-	-	8,658,973.51	-	-	-	-	-	-	19,449.50	-	-	19,449.50	19,449.50	-	-	-	-	4,546,606.67	4,131,816.34	-	-	-	8,678,423.01	

SUMMARY:

	Previous Report (September)	This month (October)	As of Date		Previous Report (September)	This month (October)	As of Date
Total Disbursement Authorities Received				Total Disbursements Program	91,468,440.82	12,070,753.10	103,539,193.92
NCA	84,863,394.00	11,397,000.00	96,260,394.00	Less: * Actual Disbursements	82,649,489.16	8,678,423.01	91,327,912.17
Working Fund	-	-	-	(Over)/Under spending	8,818,951.66	3,392,330.09	12,211,281.75
TRA	6,605,046.82	673,753.10	7,278,799.92				0.00
CDC	-	-	-				
NCAA	-	-	-				
Others (CDT, BTr Docs Stamp, etc.)	-	-	-				
Less: Notice of Transfer Allocations (NTA)* issued							
Total Disbursements Authorities Available	91,468,440.82	12,070,753.10	103,539,193.92				
Less: Lapsed NCA	8,818,951.66		8,818,951.66				
Disbursements *	82,649,489.16	8,678,423.01	91,327,912.17				
Balance of Disbursements Authorities as of to date	-	-	3,392,330.09				
			0.00				
Notes: The use of NTA is discouraged							
* Amounts should tally							


Certified Correct:

  
Cristine Joy A. Soria  
Accountant III

Recommending Approval:

  
Jeanette E. Cruz  
Director II, AFKMG

Approved by:

  
Paolo Raynor E. Salvosa  
Director IV, SOC

# MONTHLY REPORT OF DISBURSEMENTS

## For the month of November, 2016

Department: Other Executive Offices										Agency: Housing and Urban Development Coordinating Council										Operating Unit: N/A									
Organization Code (UACS): 260130000000										Fund Cluster: 01 - Regular Agency Fund																			
PARTICULARS	CURRENT YEAR BUDGET					PRIOR YEAR'S BUDGET										SUB-TOTAL	TRUST LIABILITIES				GRAND TOTAL					REMARKS			
						PRIOR YEAR'S ACCOUNTS PAYABLE					CURRENT YEAR'S ACCOUNTS PAYABLE						PS				MOOE				Fin. Exp		CO	TOTAL	
	PS	MOOE	Fin. Exp	CO	TOTAL	PS	MOOE	Fin. Exp	CO	Sub-Total	PS	MOOE	Fin. Exp	CO	Sub-Total		TOTAL	18=(6+17)	19	20	21	22=(19+20+21)	23	24	25		26	27=(23+24+25+26)	28
1	2	3	4	5	6=(2+3+4+5)	7	8	9	10	11=(7+8+9+10)	12	13	14	15	16=(12+13+14+15)	17=(11+16)	18=(6+17)	19	20	21	22=(19+20+21)	23	24	25	26	27=(23+24+25+26)	28		
Notice of Cash Allocation (NCA)	6,110,203.62	3,967,106.02			10,077,309.64							1,359.60			1,359.60	1,359.60	10,078,669.24					6,110,203.62	3,968,465.62			10,078,669.24			
MDS Checks Issued	6,110,203.62	3,927,587.02			10,037,790.64							1,359.60			1,359.60	1,359.60	10,039,150.24					6,110,203.62	3,928,946.62			10,039,150.24			
Advice to Debit Account		39,519.00			39,519.00												39,519.00							39,519.00		39,519.00			
Notice of Transfer of Allocation (NTA)																													
MDS Checks Issued																													
Advice to Debit Account																													
Working Fund (NCA issued to BTr)																													
Tax Remittance Advices Issued (TRA)	936,464.99	150,219.60			1,086,684.59												1,086,684.59					936,464.99	150,219.60			1,086,684.59			
Cash Disbursement Ceiling (CDC)																													
Non-Cash Availment Authority (NCAA)																													
Others (CDT, BTr Docs Stamp, etc.)																													

### Summary

PARTICULARS	PREVIOUS REPORT	CURRENT MONTH	AS OF DATE
(1)	(2)	(3)	(4)
Total Disbursement Authorities Received			
NCA	96,260,394.00	11,124,000.00	107,384,394.00
Working Fund			
TRA	7,278,799.92	1,086,684.59	8,365,484.51
CDC			
NCAA			
Others (CDT, BTr Docs Stamp, etc.)			
Less: Notice of Transfer Allocations (NTA)* issued			
Total Disbursements Authorities Available	103,539,193.92	12,210,684.59	115,749,878.51
Less			
Lapsed NCA	8,818,951.66		8,818,951.66
Disbursements	91,327,912.17	11,165,353.83	102,493,266.00
Balance of Disbursements Authorities as of to date	3,392,330.09	1,045,330.76	4,437,660.85
Total Disbursements Program	103,539,193.92	12,210,684.59	115,749,878.51
Less: * Actual Disbursements	91,327,912.17	11,165,353.83	102,493,266.00
(Over)/Under spending~	12,211,281.75	1,045,330.76	13,256,612.51

Certified Correct:

*Soria, Cristine Joy*  
Soria, Cristine Joy


Agency Chief Accountant

Date: 28/Dec/2016

Approved By:

*Jeanette B. Cruz*  
Cruz, Jeanette  
Head of Agency or Authorized Representative

Date: 28/Dec/2016



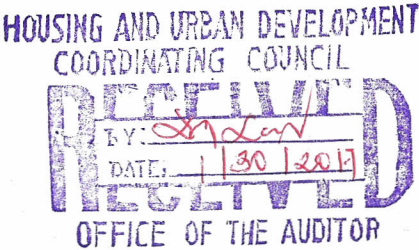


MONTHLY REPORT OF DISBURSEMENTS  
For the month of December, 2016

Department: Other Executive Offices										Agency: Housing and Urban Development Coordinating Council										Operating Unit: N/A								
Organization Code (UACS): 260130000000										Fund Cluster: 01 - Regular Agency Fund																		
PARTICULARS	CURRENT YEAR BUDGET					PRIOR YEAR'S BUDGET												SUB-TOTAL	TRUST LIABILITIES				GRAND TOTAL					REMARKS
						PRIOR YEAR'S ACCOUNTS PAYABLE						CURRENT YEAR'S ACCOUNTS PAYABLE																
	PS	MOOE	Fin. Exp	CO	TOTAL	PS	MOOE	Fin. Exp	CO	Sub-Total	PS	MOOE	Fin. Exp	CO	Sub-Total	TOTAL	PS		MOOE	CO	TOTAL	PS	MOOE	Fin. Exp	CO	TOTAL		
1	2	3	4	5	6=(2+3+4+5)	7	8	9	10	11=(7+8+9+10)	12	13	14	15	16=(12+13+14+15)	17=(11+16)	18=(6+17)	19	20	21	22=(19+20+21)	23	24	25	26	27=(23+24+25+26)	28	
Notice of Cash Allocation (NCA)	5,260,250.86	13,899,918.69			19,160,169.55		3,190,219.90			3,190,219.90		908,132.45			908,132.45	4,098,352.35	23,258,521.90					5,260,250.86	17,998,271.04			23,258,521.90		
MDS Checks Issued	5,260,250.86	13,899,918.69			19,160,169.55		3,190,219.90			3,190,219.90		908,132.45			908,132.45	4,098,352.35	23,258,521.90					5,260,250.86	17,998,271.04			23,258,521.90		
Advice to Debit Account																												
Notice of Transfer of Allocation (NTA)																												
MDS Checks Issued																												
Advice to Debit Account																												
Working Fund (NCA issued to BTr)																												
Tax Remittance Advices Issued (TRA)	625,333.19	1,866,738.36			2,492,071.55							1,004.65			1,004.65	1,004.65	2,493,076.20					625,333.19	1,867,743.01			2,493,076.20		
Cash Disbursement Ceiling (CDC)																												
Non-Cash Availment Authority (NCAA)																												
Others (CDT, BTr Docs Stamp, etc.)																												

Summary

PARTICULARS	PREVIOUS REPORT	CURRENT MONTH	AS OF DATE
(1)	(2)	(3)	(4)
Total Disbursement Authorities Received			
NCA	107,384,394.00	24,995,000.00	132,379,394.00
Working Fund			
TRA	8,365,484.51	2,493,076.20	10,858,560.71
CDC			
NCAA			
Others (CDT, BTr Docs Stamp, etc.)			
Less: Notice of Transfer Allocations (NTA)* issued			
Total Disbursements Authorities Available	115,749,878.51	27,488,076.20	143,237,954.71
Less			
Lapsed NCA	8,818,951.66	6,174,138.95	14,993,090.61
Disbursements	102,493,266.00	25,751,598.10	128,244,864.10
Balance of Disbursements Authorities as of to date	4,437,660.85	(4,437,660.85)	
Total Disbursements Program	115,749,878.51	27,488,076.20	143,237,954.71
Less: * Actual Disbursements	102,493,266.00	25,751,598.10	128,244,864.10
(Over)/Under spending~	13,256,612.51	1,736,478.10	14,993,090.61




Certified Correct:

  
Soria, Cristine Joy

Agency Chief Accountant

Date: 29/Jan/2017

Approved By:

  
Correa, Emmanuel  
Chief Administrative Officer

Date: 29/Jan/2017